

USING MALWAREBYTES' ANTI-MALWARE

WHY: Malware, is software designed to infiltrate a computer without the owner's informed consent. Malware programs can be a minor nuisance, or cause serious harm by stealing company data, passwords, or other sensitive information.

WHEN: This can vary depending on the amount of work you do online and the pages you visit. A good rule of thumb is to run anti-malware and anti-virus programs on a weekly basis.

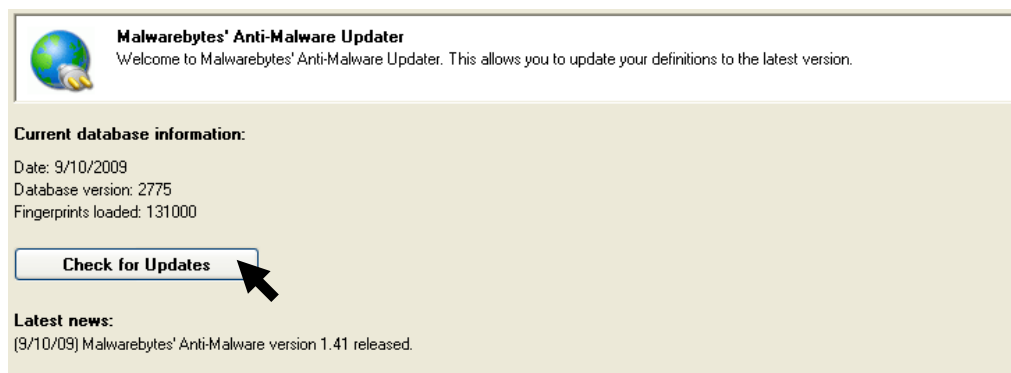
1. Navigate to **Start > All Programs > Malwarebytes' Anti-Malware**.

2. Launch **Malwarebytes' Anti-Malware**. 

3. Before running any scans you'll want to update Anti-Malware with the latest definitions. Do this by clicking the **Update** tab in Anti-Malware.



4. Once on the Update tab, click **Check for Updates**.



5. The updater will launch and check for new updates. Any available updates will automatically be downloaded and installed.



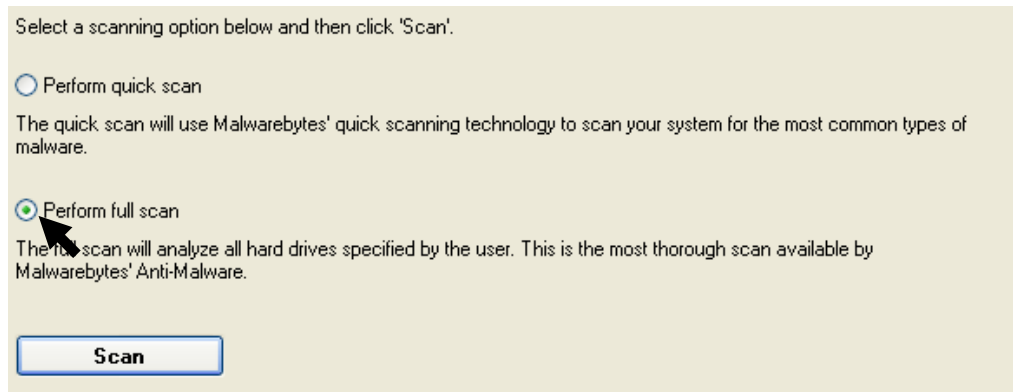
BUSINESS AND HOME TECHNOLOGY

Computer Sales & Service | Servers & Networks | Phone Systems | Surveillance Systems | Printers & Copiers
Network & Phone Wiring | Point of Sale Systems | Credit Card Processing | Web Design | Training

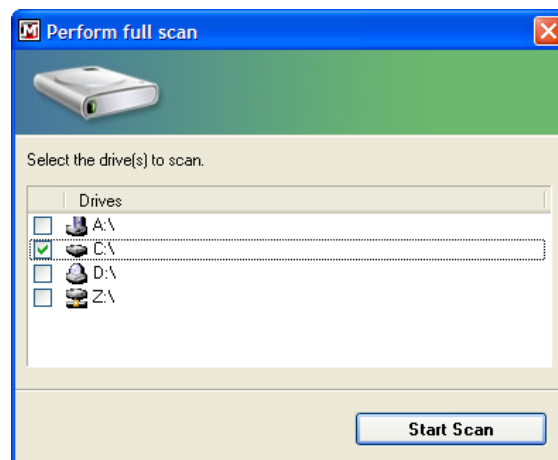
6. After the program has been updated. Run a full system scan, to do this click the Scanner Tab.



7. Select which type of scan you would like to perform. The **Perform full scan** is the most thorough test, and is highly recommended. To start the scanning process, click **Scan**.



8. If you chose the **Perform quick scan option**, the scan will begin automatically. If you chose the **Perform full scan** option, select the drive(s) you wish to scan for malware. (At a minimum, you should always scan the **C:** drive.)



9. Click **Start Scan**.
10. Malwarebytes' Anti-Malware will now begin scanning your computer. Depending on your computer, this can take several minutes, up to a couple hours to complete. You can minimize Anti-Malware and continue to use your computer while the scanner runs.
11. Once the scan is complete click the **Show Results** button and click **Remove Infections**.

BUSINESS AND HOME TECHNOLOGY

Computer Sales & Service | Servers & Networks | Phone Systems | Surveillance Systems | Printers & Copiers
Network & Phone Wiring | Point of Sale Systems | Credit Card Processing | Web Design | Training